





# ACCESSORIES *HAND CRANK & MOTORIZED REELS*



## ROLLER BRACKETS

### 4-WAY ROLLER BRACKETS

	PART NO.	AVAILABLE FOR SERIES				
		1125	1175	1185	1195	1275
 <p><b>Top Rewind</b> 4-way enclosed pinch-proof stainless steel rollers are 1" in diameter supported by powder coated steel brackets. Specify drum width. Weight: 10 lbs.</p>	<b>15353*</b>	•				•
	<b>15355*</b> 1275W-C					•
	<b>15357*</b>		•			
	<b>15368*</b> 28" disc size					•
	<b>15368-1*</b> 32" disc size					•
	<b>15369*</b> 24" disc size				•	
 <p><b>Top Rewind CEILING MOUNT APPLICATIONS</b> 4-way enclosed pinch-proof stainless steel rollers are 1" in diameter supported by powder coated steel brackets. Specify ceiling mount &amp; specify drum width. Weight: 10 lbs.</p>	<b>15358*</b>	•				•
	<b>15356*</b>		•			
 <p><b>Bottom Rewind</b> 4-way enclosed pinch-proof stainless steel rollers are 1" in diameter supported by powder coated steel brackets. Specify drum width. Weight: 10 lbs.</p>	<b>15354*</b>	•				•
	<b>15037*</b>		•			
	<b>15370-1*</b>				•	
	<b>15370*</b>					•
 <p><b>Top Rewind Extension</b> 4-way enclosed pinch-proof stainless steel rollers are 1" in diameter supported by powder coated steel brackets. Specify drum width. Weight: 10 lbs.</p>	<b>15353-P*</b>	•				


\*Add drum width dimension as the suffix to the part number  
EXAMPLE: An 1125-4-200 reel drum width is **12"**. Order part number: 15353-12

### 3-WAY ROLLER BRACKET ASSEMBLIES

	PART NO.	AVAILABLE FOR SERIES			
		1125	1175	1185	1275
 <p><b>Top Rewind</b> 3-way open spool roller assembly with 1.5" chrome-plated machined steel spools and 1.5" stainless steel tubing bottom roller and powder coated steel brackets. Specify drum width. Weight: 14 lbs.</p>	<b>15359*</b>	•			•
	<b>15360*</b> 24" disc size			•	•
	<b>15361*</b> 28" disc size				•
 <p><b>Bottom Rewind</b> 3-way open spool roller assembly with 1.5" chrome-plated machined steel spools and 1.5" stainless steel tubing bottom roller and powder coated steel brackets. Specify drum width. Weight: 14 lbs.</p>	<b>15362*</b>	•			•
	<b>15363*</b> 24" disc size			•	•
	<b>15364*</b> 28" disc size				•




\*Add drum width dimension as the suffix to the part number  
EXAMPLE: An 1125-4-200 reel drum width is **12"**. Order part number: 15359-12

### 1125 SERIES STACKING BRACKET






	PART NO.	AVAILABLE FOR SERIES	
		1125	1125WCL
 <p><b>Top Rewind</b> Stack your 1125 Series reels for double the storage in the same work area. Powder coated crinkle black, steel construction. Weight 6 lbs.</p>	<b>7480</b>	•	•

\*Add drum width dimension as the suffix to the part number  
EXAMPLE: An 1125-4-200 reel drum width is **12"**. Order part number: 7480-12

### HOSE GUIDES

	PART NO.	AVAILABLE FOR SERIES		
		1125	1175	1185
 <p><b>Pivoting Hose Guide</b> Heavy gauge powder coated steel arm &amp; pivot mount w/5 locking positions. Stainless steel enclosed 4-way roller system and zinc plated axle for non-corrosive performance. Specify drum width. (For motor options E &amp; ED only). Weight: 17 lbs.</p>	<b>15732</b> Top Return	•		
	<b>15733</b> Bottom Return	•		
 <p><b>Pivoting Hose Guide HD</b> Heavy gauge powder coated steel arm &amp; pivot mount w/5 locking positions. Large 1" diameter pivot shaft. Sealed precision bearings support pivot shaft &amp; chrome-plated billet aluminum guide rollers. Specify drum width. (For motor options E &amp; ED only). Weight: 17 lbs.</p>	<b>15728</b> Bottom Return		•	•
	<b>15729</b> Top Return		•	
	<b>15730</b> Top Return			•
 <p><b>Sliding Hose Guide</b> 4-way, solid black delrin roller assembly, smooth tapered handle, non-corrosive zinc plated solid rods, heavy gauge "CPC" powder coated steel framing, specify drum width. Weight: 8 lbs.</p>	<b>15734</b>	•		

### MODEL UPGRADES & ADDITIONS

	PART NO.	AVAILABLE FOR SERIES				
		1125	1175	1185	1195	1275
 <p><b>Spring Loaded Lock Pin</b> The spring-loaded lock pin assembly is designed to lock and secure the reel, even in mobile conditions over rough terrain</p>	<b>20843</b>	•	•	•	•	•
	<b>7406</b>	•				
 <p><b>Gear Guards</b> Guards beveled gears or chain and sprocket from dirt and foreign matter, while also protecting operator from injury.</p>	<b>7700</b> 24" disc size		•			
	<b>8176</b>				•	
	<b>8176-1</b> 24" disc size				•	
	<b>8176-2</b> 28" disc size				•	
 <p><b>Brawny Reel Upgrade</b> Available for 1125 Series for 3,000 PSI (BX-) or 5,000 PSI (BH-) - 10 gauge plates welded into each disc to keep them from bowing. - Prevents deformation and eventual crushing of the drum that can be caused by hose pressure - The center drum has been thickened from 16 ga to 14 ga.</p>	Prefix model <b>BX-</b>	•				
	Prefix model <b>BH-</b>	•				
 <p><b>High Temperature Drag Brake</b> For 1/2" models</p>	<b>7429-1-4</b>	•				
	<b>7429-1-5</b>	•				
 <p><b>Wand Holder</b> - Lightweight aluminum construction with black CPC™ powder finish. - 24" long with a 1.6" diameter, ideal to store pressure washing guns and other spraying devices. - Left, right, front and rear sides mount configuration.</p>	<b>15735</b>	•				

### GARDEN HOSE KIT

	PART NO.	AVAILABLE ON
		1/2" Plumbing On Any Reel
 <p><b>Garden Hose Kit</b> You are able to connect any hose to a reel with 1/2" plumbing. You will be able to use any garden hose for everything from watering plants to washing your car. Kit includes: NPT to garden hose adaptor &amp; adaptor hose.</p>	<b>15717</b>	•